

59" AYANNA SLIPPER RESIN FREESTANDING TUB

Cat. No.
RTSN59



L: 59-3/8"
W: 25-1/2"
H: 24-3/8" to 28-3/4" (to top of tub)

Water depth: 18-1/4" to top of tub
Water depth: 15-7/8" to overflow

Features:

- ▶ Poly-resin blend is the same color throughout
- ▶ A ornamental on both side of tub
- ▶ Available in gloss or matte finish
- ▶ 1" Rim
- ▶ No faucet holes
- ▶ Built-in Adjusters
- ▶ Built-in overflow slot
- ▶ Includes white pop-up drain
- ▶ Tub is thoroughly inspected before shipment
- ▶ IAPMO Certified
- ▶ **New:** Air jet system now available, more info on page 2

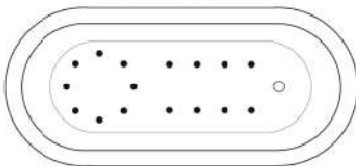
Tube Colors:

WH White
WH-GL Gloss

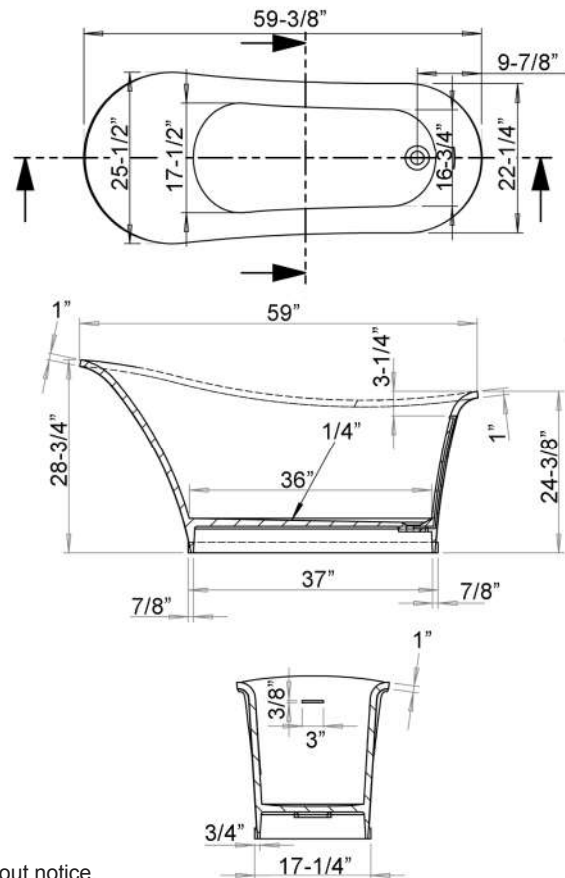


The following is recommended for
RTSN59-WH & RTSN59-WHGL tubs:
•Faucets: part #7901 or 7913

Gallon Capacity : 44
Shipping Weight: 331 lbs.
Empty Weight: 231 lbs.
Filled Weight: 599 lbs..



(Air jet configuration if system is added,
more info on page 2.)



Dimensions of fixture are nominal and specifications subject to change without notice.

11/28/2018

P 847•244•1234

www.barclayproducts.com

BATHTUB AIR JET KIT

Cat. No.
AIR KIT 1, AIR KIT 2



- A** AIR JET - Bottom air jets for maximum bubble action.
- B** BLOWER - The heart of the massage system.
- C** MANIFOLD - Double back flow security prevention device.
- D** FLEXIBLE PVC HOISING - IAPMO certified.
- E** MAIN AIR INTAKE HOSE - High temperature and pressure resistant.

Air Kit is installed in tub before shipment

Features:

- ▶ 750 Watt blower motor operates system
- ▶ 300 Watt air heater warms air
- ▶ System powered by 120V
- ▶ 16 brass air jets placed in bottom of tub
- ▶ Each air jet has 24 holes
- ▶ Air jet caps available in white (AIR KIT 1) or black (AIR KIT 2)
- ▶ Includes 1 1/4" x 3' main air hose plus 1 1/4" x 9' extension hose
- ▶ Automatic system purge after each use
- ▶ Automatic safety timer turns off system after 20 minutes
- ▶ Includes water tight remote control
- ▶ Compatible with most acrylic, copper and resin tubs with no feet
- ▶ Not available with cast iron tubs or tubs with feet

INSIDE TUB VIEW - WILL VARY BY TUB DESIGN




Air Jet

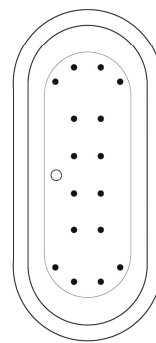


Remote

Oval bathtub
Sample jet configuration




with end drain

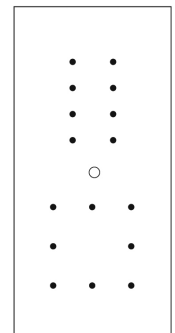


with center drain

Rectangular bathtub
Sample jet configuration

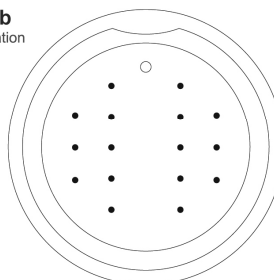


with end drain



with center drain

Round bathtub
Sample jet configuration



These diagrams are general representations.
Jet placement may vary dependent on tub shape

Features:

(16) Maxi Air Jets



Elbows for air jets



Tees for air jets